

# MONTAJE / MONTAGE / MONTAGGIO / MONTAGEM / ASSEMBLY / BEDIENUNGSANLEITUNG

## ES | TE ACONSEJAMOS

- Poner el paquete en posición horizontal.
- Ordenar y contar las piezas y herrajes.
- Habilitar una zona para el montaje.
- Sigue paso a paso las instrucciones de montaje.

## EN | ADVISE YOU

- Put the package in horizontal position.
- Put in the order and count the pieces and iron fittings.
- Take enough space for assembly.
- Follow step by step the assembly instruction.

## FR | NOUS VOUS CONSEillons

- Poser les colis en position horizontale.
- Classer et compter les éléments de montage et la quincaillerie.
- Définir une zone de montage.
- Suivre dans l'ordre les instructions de montage.

## IT | VI INFORMIAMO

- Porre la confezione in orizzontale.
- Mettere in ordine e contare le minuterie metalliche.
- Essere certi di avere spazio a sufficienza per il montaggio.
- Seguire passo passo le istruzioni.

ES | Las herramientas que necesitas (no incluidas en el kit)

FR | Outils de montage nécessaires (not inclus dans le kit)



EN | The tools that you need for assembly (not included in the package)

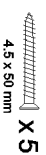
IT | Gli attrezzi che vi servono per il montaggio (non inclusi nella confezione)

ES | Los herrajes que encontraráis en el kit

FR | Quincaillerie incluse dans le kit

EN | The tools that you will find in the package

IT | Accessori inclusi nella confezione.



X 5



6 x 30 mm

X 2



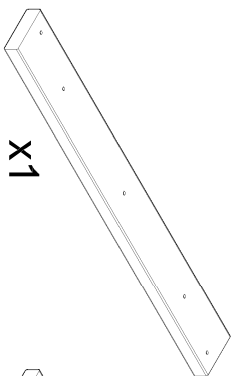
X 2

ES | Las piezas incluidas en el kit

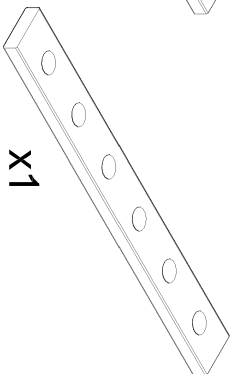
FR | Pièces incluses dans le kit

EN | The pieces included in the package

IT | Parti incluse nella confezione



X1



X1

1



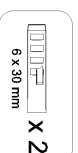
32mm

591mm



Ø 6mm

2

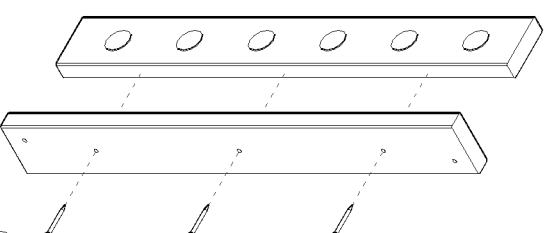


X 2

6 x 30 mm



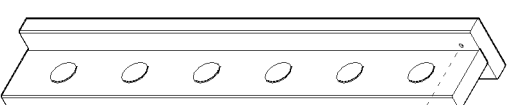
3




X 3

4.5 x 50 mm

4



X 2



X 2

4.5 x 50 mm

ref. T60000.99

# ASTIGARRAGA

*kit line*

Oialde Area n°3  
E-20730 Azpeitia (Gipuzkoa)  
T. +34 943 814 261 | F. +34 943 816 713  
astigarraga@kitline.es  
www.astikitline.es

